

# SORTING INSTRUCTION

## HORECA

---

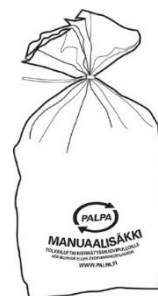
### CAN

Return **all cans (also non-deposit)** in Palpa manual bag (**red print**).

Return cans in original shape, empty and clean.

**It is not allowed to put plastic bottles, glas bottles or garbage in a bag.**

---



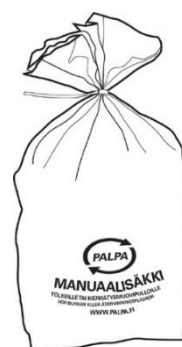
### PLASTIC BOTTLE

Return **only plastic bottles with Palpa's deposit marking** in Palpa manual bag (**red print**).

Return plastic bottles in original shape, empty and clean.

**It is not allowed to put cans, glas bottles or garbage in a bag.**

---




### RECYCLABLE GLASS BOTTLE

Return **only beverage bottles of glass** in a glass container (240 L).



**It is not allowed to put cans, plastic bottles, ceramic bottles, porcelain, garbage or other glass material (e.g. drinking glasses) to a container.**



### REFILLABLE GLASS BOTTLE

Return in a crate or on plastic tray to the breweries.

**It is not allowed to put refillable glass bottles to Palpa's glass container.**

